


NORTHERN ALBERTA WOOD CARVERS ASSOCIATION



<http://www.nawca.ca> nawca@shaw.ca

April 2014

Edmonton, Alberta

Number 284

2012-2013 NAWCA Executive

PRESIDENT

Doug Bean

780-914-0569 ddbean@shaw.ca

VICE PRESIDENT

Vacant

PUBLICITY

Vic Peters

780-438-3671 vicpeters@shaw.ca

SECRETARY

Campbell Ross

780-988-7730 caross@telusplanet.net

TREASURER

Barney Murray

780-469-3301 badmurray@shaw.ca

DIRECTORS

Demonstrations

Jack Wallace

780-462-0779 fte@telusplanet.net

Programming

Doug Bean

780-914-0569 ddbean@shaw.ca

Laurie Wilson Larson

780-437-0956 wilsonlarson@shaw.ca

Membership

Bonnie Budge

780-474-5148 bonnbud@telus.net

Webmaster Carl Young

carlyoung@planet.com

Newsletter Editor

Alex Morrison

780-416-7838

alcin.morrison@gmail.com

Directors at Large

Donna Bean

780-435-0845 ddbean@shaw.ca

Brian Harroun

780-473-3969 (no email)

Jean Cloutier

780-419-3413 jeanine.cl@gmail.com

1

Carving

Date: Wednesdays, Time: **6:30-9:00**

MEETINGS

The second Wednesday of the month

Location: Duggan Community League Hall
3728-106 Street, Edmonton

NAWCA SHOW AND COMPETITION

April 26 & 27 is just a couple of weeks away. We all need to be getting the finishing touches on those show entries. Please consider the categories that you plan to enter pieces in to aid in the registration process on Friday evening.

As in most years there is always room for more volunteers to assist with the show. Please talk to Doug Law if you are interested in volunteering.

Club Learning Opportunities

Laurie Wilson Larson has put together a series of events to help us expand our carving knowledge.

April 2014 Larry Weins will talk about Power Carving bits and techniques

May 7 Laurie Wilson Larson will offer Netsuke Carving

June 4 Netsuke by Laurie Wilson Larso.

June July and August we will also offer instruction in carving Christmas ornaments. Carving blanks will be available to take and get

a head start on your ornaments for the festival of trees and family gifts.

Sept 3 Doug Bean will lead us through carving a ball in a cage

Oct 1 Jack Wallace will teach us to make a love spoon

Nov 4 Thierry Varem-Sanders, will teach us to sharpen our tools

December will be the annual Potluck Christmas party

And we are looking for an opportunity to present information on wood burning.

So with this list of learning opportunities carvers are going to be able to improve their skills a great deal in the next year.

New Brochure

Vic Peters is working on a new brochure for the club that can be used for display, demonstrations and other club events. Please thanks Vic for his efforts to develop this for us.

Whillock Woodcarving E-Newsletter & FREE Pattern

Whillock Woodcarving is a family business located in downtown Faribault, Minnesota for over 40 years. We are the founders and current editors of the Nationally distributed CARVING Magazine and have hosted an annual Minnesota carving festival, Carv-fest, for almost 10 years. We are also the US distributor for Stubai/Austria Woodcarving Tools.

Whillock Woodcarving
PO Box 611
Faribault, Mn 55021
507-339-0336
chris@woodcarverswarehouse.com

CARVING TIPS AND TRICKS

1. Treat your wood to make carving easier:

If your wood becomes splintery while carving, apply a mixture of 50/50 alcohol and water to the wood (use a spray bottle). You can technically use 90 proof vodka, but this might get expensive. An alternative is rubbing alcohol or methyl hydrate. After two or three minutes, the wood has absorbed the mixture it will be much easier to carve cleanly. Thierry Varem-Sanders

2. Hone on the fly:

Hone your tools (on a strop) at least once per every hour that you use them. That way, your tool edge can stay razor sharp while you work. Ensure that you keep your tools flat against the strop so you don't round over the edge. Thierry Varem-Sanders

3. Never play catch:

If you drop your chisel or knife DON'T TRY TO CATCH IT. It is easier to repair a damaged tool than to heal your cut up hand. In fact, if you drop your tool, jump out of the way. You might hit a toe and be very unhappy. Thierry Varem-Sanders

4. Protect your tools with wine corks:

If you don't have a tool box to keep your tools separate, place a rubber wine cork on the end of your tool to protect the edge. When inserting the tool into the cork, place the cork on a solid wood or plastic surface and carefully push the tool into the cork. Holding it in your hand will only result in a skewered hand. Thierry Varem-Sanders

If you have an amazing idea that helps you in your carving, woodburning, painting, etc., let everyone else know! Send an email with your idea to the newsletter TIPS AND TRICKS (alcin.morisson@gmail.com).

Request for Carving Instructors

The group is TROLLHAUGEN a non-profit organization teaching Scandinavian traditions language arts, and culture at a camp

Type of carving chip carving, love spoons, relief, flat plain carvings, walking sticks etc

Participant age span 16 – adult

Location Alix AB on website

Facilities tables overhead lighting, strops, chip carving tools, will require other carving knives for other carving styles

Saturday August 10 to 16 2014

Accommodations meals are free for staff (or parking of RV)

The Website gives a great look at the camp

Contact Jackie McCuaig
dmc@albertacom.com
780-919-7121

<http://www.trollhaugenalberta.ca>

Edmonton gets a taste of local art with Artists in Action



By [Leah Germain](#) Metro



Leah

Metro Alex Morrison, a member of Northern Alberta Wood Carving Association, works on a carving Sunday at the Muttart Conservatory's Artists in Action.

Amateur sculptors, painters and dancers packed the front lobby of Edmonton's Muttart Conservatory Sunday for the third annual Artists in Action.

Expecting more than 600 participants, event organizer Alex Hamilton said Sunday's exhibition was a way to get Edmontonians interested in the city's art scene.

"It's a pretty big art community and we don't have the space to draw attention to all of it, but we try to bring in some segments of it," he explained.

Featuring work from local sculptors, woodcarvers and painters, the event included workshops for participants to create their own art.

Local painter Giselle Denis helped a brother and sister pair create their very own watercolour.

Denis called the afternoon a rewarding opportunity to create art with others.

"It feeds your soul when you do art with other people," she said. "I paint all the time at home alone, but when I can get out and to the public and paint as much as I can, I like to do that."

By creating art with others, Denis said she hoped parents would be inspired to create art with their children at home.

"A lot of people don't do painting or art in their own free time with their children, so if they come with their kids it sparks ideas to do with their kids at home."

Last we have a notice for a Carving retreat and Campout that looks like fun

Page 1 of 2

Hello All You Carvers Out There!

Time to dig out those carving tools and come for some fun!

We are trying something different this year.

"CAMP-OUT - Carving Retreat Style",

at the Jensen House, Rock Mountain House, Alberta

May 9, 10,11

- People who would like to come and camp in the yard are more than welcome. If you need hook-ups, there is the Riverside Campground, 200 meters away.

Anyone wanting to join us for just the day come on out! Please feel free to pass this information along to interested carvers.

- Two huge tents will be set up with tables. Please bring your own chairs.

If you are a "Night Carver", bring your own extension cord and light.

- Saturday supper will be potluck. Bring your own plates and utensils. All meals are up to you.

There is a campfire and BBQ if you need it to cook. Fridge space is not available.

- There will be a \$5.00 charge per person to cover the cost of mail, signs, port-a-potty, etc.
- We live 2 miles west of Rocky Mountain House, on Highway 11, going towards Nordegg. First turn north as you cross the North Saskatchewan River Bridge. Gray House with white trim. Canada flag in the front yard.

Signs will be posted. Here is my cell number in case you get lost 403-844-1540.

If you require more information, please leave me a message at 403-845-6697 or email calljensens@gmail.com

Looking Forward to Seeing You and All Your Show-and-Tell.
Carmen

PS***** Feel free to bring your musical instruments for the evening campfire!!!!

A Word from our Sponsors....


**Fort Edmonton Park
City of Edmonton
Facilities & Programs Branch
Box 2359, Edmonton, AB T5J 2R7**

Tel: 780-496-7363 Fax 780-577-3527
e-mail debra.boe@edmonton.ca

**W.G. CHANIN HARDWOODS
*Ltd.***

W. Gary Chanin

14615 - 116 Avenue NW Phone (780) 447-4888
Edmonton, Alberta, Canada T5M 3E8 Fax (780) 447-1823
email: wghaninhdwoods@interbaun.com



Wayne Maron

4920 99th Street N.W. Edmonton, AB T6E 3N6
Tel: 780-702-3000 • Fax: 780-702-0373 • Toll Free: 877-711-3001
Cell: 780-221-5730 • E-mail: wayne@canadianwoodworker.com
Winnipeg • Calgary • Edmonton • Saskatoon


Vic Tesolin Editor
vtesolin@canadianwoodworking.com
Branch Office: 20 Johnston St., Carleton Place, ON K7C 4S3
Telephone: (613) 257-2738

**Woodworking
& HOME IMPROVEMENT**

51 Maple Ave. N., RR#3, Burford, ON N0E 1A0
(519) 449-2444 • Fax (519) 449-2445
www.canadianwoodworking.com




Cam Merkle
301- 9th Street North
Martinsville, SK S0K 2T0 (306) 931-0889
razertip.com



Sally and David Nye

FAN CARVER'S WORLD
2160 66th Street
Fennville, MI 49408
(269) 543-4755
fancarversworld.com
sally@fancarversworld.com



Dennis Moor
836 Courtland Avenue E Kitchener, ON
(519) 743-9008
www.chippingaway.com/woodcarving

Lee Valley TOOLS LTD.

18403 - 104 Avenue, N.W. Edmonton, AB, Canada T5S 2V8

TEL: (780) 444-6153 FAX: (780) 489-9810
www.leevalley.com

