



NORTHERN ALBERTA WOODCARVERS' ASSOCIATION NEWSLETTER

September 2016

Edmonton, Alberta

Issue #3

2016 NAWCA Executive

PRESIDENT - Doug Bean
ddbean@shaw.ca

VICE PRESIDENT - Harold Hough
bigarm01@gmail.com

SECRETARY / TREASURER
Campbell Ross
caross@telusplanet.net

DIRECTORS
Membership - Bonnie Budge
bonnbud@telus.net

Demonstrations - Jack Wallace
fte@telus.net

Web Master - Werner Groeschel
groeschel@shaw.ca

Show Directors
Mike Leahy
Thierry Varem-Sanders

Directors at Large
Donna Bean - ddbean@shaw.ca
Barney Murray
Mary Tharp - mjct@telus.net

Newsletter - Cam Wallace
campbellwallace@shaw.ca

www.nawca.ca

nawca@shaw.ca

Next Meeting

Date: September 14th, 2016 **Time:** 6:30 pm – 9:00 pm

Location: Duggan Community League Hall
3728 - 106 Street, Edmonton



Well, once again summer has flown by... but our Annual Show, Potluck BBQ, and various Demonstrations were all rousing successes. Thanks to everyone for their wonderful contributions, making this too-short summer a memorable one! Also, our new website is up and running thanks to the diligent effort by our webmaster, Werner Groeschel. Be sure to check it out (the address is www.nawca.ca), as well as Werner's latest article starting on page seven of this issue!

President's Report

I was very impressed with our show! The quality was exceptional, especially from our Juvenile and Novice carvers. The turnout was great, and I am sure that Faye had a lot to do with that. I really enjoyed the chili and the job that Harold did in the concession. It was very pleasing to see so many of our new carvers manning the reception area. Mike and Terry did a great job organizing and seeing that things followed through. I do appreciate ALL of the hard work done by ALL of our volunteers; especially the record setting tear down!


Keep carving,

Doug Bean

NAWCA Annual Show & Competition 2016

The club put on a great show this year – we had over 200 guests come to look at our carvings.

Thanks to Thierry Varem-Sanders for the photos. Here's a small sample of our hard work!



What's Happening at the NAWCA

Notices

It's with great sadness that the club recognizes the passing of two of our good friends, NAWCA members Rick Bain and Elmar Abele.



BAIN, Richard William

1949 - 2016

Rick Bain (67) passed away on June 15, 2016 in Edmonton, AB after a short but

courageous battle with cancer. Rick had retired from his career as Exam Coordinator for Alberta Apprenticeship and was known by all for his sense of humour and wonderful outlook on life. Even in his last hour, Rick was quietly cracking jokes to his family and the nurses who were helping to ease his pain. He will be sadly missed and fondly remembered by many friends and family, his loving wife Jenny, sons Andy and Duncan (Wendy), granddaughters Adele and Kaitlyn, his mother Violet, and sister Nora (Cliff). Rick was predeceased by his father Robert.



ABELE, Elmar Benno

1921 -2016

After a meaningful life, and surrounded by his loving family, Elmar Abele passed away on August 9, 2016. Elmar

was a Grand Knight of his Knights of Columbus council and actively lived his Catholic faith at St. John the Evangelist Parish. Professionally, Elmar sold life insurance and was manager for the Prudential of England Assurance and was later appointed general manager of the Western Catholic Reporter. He also sat as chair of the College of Alberta Denturists Board, coached minor hockey and was active in numerous charities. Ever curious, he explored many hobbies including beekeeping, gardening, wine making and stamp collecting. An artist at heart, Elmar loved painting and wood carving with the Northern Alberta Woodcarvers, for which he served as president.

He is lovingly remembered by his many cherished friends and acquaintances. He was predeceased by his loving wife of 61 years, Irene, in September 2007.


Festival of Trees



As we head into Fall, it's a good time to start working on ornaments for our annual tree donation to the Festival of Trees.

The theme of the 2016 Festival is "A Canadian Christmas" and the organizers are encouraging a colour palette which includes **red, black, and white** (however, in the interest of creativity, this is not mandatory).

Upcoming Courses

 **Lee Valley & veritas®** – Llew Bertsch reminded me that one of our excellent sponsors, Lee Valley Tools, runs several seminars every month — everything from carving to gardening. Keep an eye on their *In-Store Seminars* listing at www.leevalley.com/en/home/SeminarList.aspx?c=1&rs=30.

Summer BBQ Fun!



Settling in for a good time at the club's BBQ.



As always, we had a great mix of food (and folks)!



Jack, Mike, and Harold keeping the “riff-raff” at bay!

Potential Commissions


We've had some requests from the public for some commissioned carvings. Please contact the individuals directly if you are interested in taking it on.

Tanya Brewster
tbrewster@brokerlink.ca

Tanya is looking for someone to carve one of the Star Wars ships, or a Yoda or Darth Vader, for a Christmas present.

Lisette McArthur
lisettemcarthur@hotmail.com

Lisette is looking for somebody to make a carving of her dog (a bichon).



Update - Wooden Quilt Project for Canada's 150th Birthday in 2017

As many members are already aware, Gary Sedgwick is organizing a carved quilt project which will allow the club to participate in celebrations for Canada's 150th Birthday in 2017!

We've now received several completed quilt tiles and Gary has put some of them into a temporary frame. Not only can we now see how our project is shaping up, but we can begin to look for potential sites to showcase the quilts when they are finished in 2017. Keep up the great work, everyone!



The club is providing the quilt pieces at no charge to our members (thanks to the generous donation of bass wood by Gary Chanin of *Chanin Hardwoods*), and all members are strongly encouraged to carve one (or more!) of these 5x5" panels. We definitely want the quilts to present the wide range of levels and interests that we have within the club. The more panels we have by the start of 2017, the more quilts we can assemble for the April 2017 completion date. So far, our overall theme of "My Canada" seems to be sparking everybody's imagination...

If you have any questions or suggestions regarding the quilts, please direct them to:

Gary Sedgwick (gary.sedgwick@ualberta.ca)

Cam Wallace (campbellwallace@shaw.ca)

Bonnie Budge (bonnbud@telus.net)

Don't forget to check out Gary's new website!

weaselworks.ca



Alex Morrison's bear in profile.



Christy Hyrve's chip-carved snowflake.



Paul Blinzer's painted bighorn.


Carving Gloves

If you're in the market for a new carving glove, the club has Kevlar gloves in sizes S, M, L, and XL, for eight dollars apiece (or two for sixteen)...

Safety First

Remember to sharpen your knives, chisels, or gouges every half hour (or 20,000 cuts...whichever comes first)!

Believe It or Don't!



ONE PIECE WONDER

Whittled Balls and Chain

Still practiced in rural areas, whittling is an age-old art designed to show off the creator's skill with a penknife. This entire chain with rolling-balls and moving-links was carved from a single piece of wood.

Believe It or Not!

During our April trip to NYC, Erin and I visited the Ripley's Museum in Times Square. I took a picture of this prominent display of a carved chain, and marvelled over the fact that the types of carving our club does on a regular basis is a ***Believe It or Not!*** moment for somebody else.

SPENDING A WEEK AT THE AUSTRIAN CARVING SCHOOL **GEISLER-MORODER IN THE TYROL ALPS**

by Werner Groeschel



I have been thinking of taking a course at this school for many years. Finally, this year I combined it with a visit to my relatives in Austria. The school is located in Elbigenalp, a small mountain village high up in the Alps in the Austrian province of Tyrol. The closest large city is Munich from where it is fairly easy to get to Elbigenalp by train and bus.



The Geisler-Moroder carving school offers 1-week (full day or half day) courses in all carving disciplines from chip and relief carving, to carving religious figures, animals, sculpting, and chainsaw carving. The school compound includes a Guesthouse/Pension with full room and board, a very cozy restaurant, quite a few classrooms, a store which sells wood carvings, and another store selling anything a wood carver can dream of. There are shelves full of rough-outs, a large

selection of Stubai chisels, books, grinders for sharpening, and other power tools like chainsaws. I was interested in purchasing a few items, like the CBM sharpening wheel that weighed about 3 pounds. In the end I decided not to buy anything as I was at the maximum weight already with my luggage when I flew from Edmonton to Munich.



I had signed up for the course “carving animals” in the round. After arriving and checking into the pension, we had an introductory session with the instructor on Sunday evening. The class started on Monday morning. The classroom had carving tables/stands for 10 students, shelves with all the carving tools needed and a tool sharpening station.



The students in my class came from the U.S., Holland, Switzerland, Ireland, Austria and Germany. All of them had some previous experience in wood carving. Some of them had attended classes at this carving school before. Our instructor was a young master carver who had studied at the same school.

I chose to carve a North American Wolf. The first step was to search for wolf pictures in the school’s extensive library containing hundreds of books about carving. I made a few sketches and drawings of how I wanted the wolf to look. Next step was to produce a plasticine model of the wolf in the exact size and pose I wanted it to be. Once the model looked to me (and the instructor) it had the right proportions and appearance the carving instructor took the measurements and had a block of linden wood cut at the woodworking shop next door.



Linden wood is similar to bass wood, only a little bit denser and with more grain. After transferring the outlines of the wolf onto the wood, a rough cut out was made on the band saw. Then the work with chisels and mallet began. The school teaches the traditional European wood carving with chisel and mallet. No knives and no power tools are used except for the band saw.



Soon the class room became a lively place, everybody chipping away at their carving projects, getting advice from the instructor and every so often touching up the chisels at the sharpening station. The time went by fast every day. We had a coffee break in the morning, lunch at noon and another coffee break with delicious cakes in the afternoon which was my favorite. There was lots of time for socializing, exchanging information with other carvers, talking to the instructors and teachers and visiting other class rooms and the store. Every day there were very interesting, hour-long lectures about carving subjects such as drawing, tool sharpening, modelling, carving the human figure, letter carving and other carving related topics which every student could attend if it was of interest to her or him. I attended at least one of these lectures every day.

The week went by fast. I did not quite complete my carving but that was not important to me as my main objective for attending the school was to learn about the carving process and carving techniques and anything related to carving an animal in the round.

After receiving our attendance certificates and having a final lunch on Saturday at noon everybody packed up, shook hands and headed back home.

If you are interested in getting more information about the **Geisler-Moroder Carving School** check out their website at this link: www.schnitzschule.com/cms/website.php or google the name of the school which will take you to their website.

A BIG THANK YOU to our Sponsors:

Lee Valley Tools – www.leevalley.com

Canadian Woodworker – www.canadianwoodworker.com

Chanin Hardwoods

Chipping Away – www.chippingaway.com

Copperfields Books – www.copperfields.com

Razertip – www.razertip.com

Ukrainian Cultural Heritage Village – www.ukrainianvillage.ca

Fort Edmonton Park – www.fortedmontonpark.ca

Fox Chapel Publishing – www.foxchapelpublishing.com/woodcarving

Canadian Woodworking Magazine – www.canadianwoodworking.com/current-issue



Brianna, Mike, and Donna during the John Janzen demonstration.

Newsletter – Next newsletter will be the Winter Edition. Please send me any photos, interesting articles, member achievements, or new carvings you've made. Include all the pertinent information (who, what, where, when)! I'll try to add your news to the newsletter. You can send items to campbellwallace@shaw.ca